

West Coast

LOCAL GOVERNMENT AREA



Health is closely tied to our daily environment. This Community Health Check presents information about the environmental, social and economic state of the West Coast local government area.

Community Health
Check 2026



About us



	West Coast LGA	Tasmania
Our population	4,263	557,571
Aboriginal population	<p>8.1%</p>	<p>5.4%</p>
Population by age	<p>0-14 15-24 25-44 45-64 65+</p>	<p>0-14 15-24 25-44 45-64 65+</p>
Population by gender	<p>48% Male 52% Female</p>	<p>49% Male 51% Female</p>
Median age in years	47	42
Born outside Australia	<p>23%</p>	<p>21%</p>

Sources: Our population, Aboriginal population, Population by age, Population by gender, Born outside Australia, Median age in years: Australian Bureau of Statistics, 2021 Census All persons QuickStats, Local Government Areas, West Coast


Social and economic conditions



Education

The proportion of people in the West Coast LGA who have completed Year 12 and above is lower than the proportion for Tasmania overall.

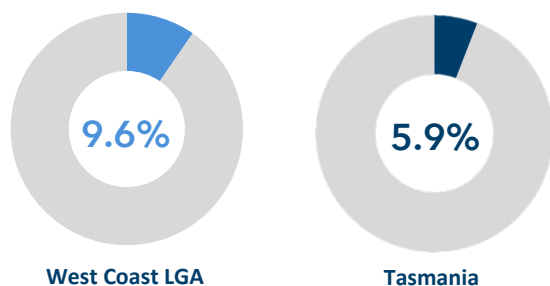
PER CENT OF ELIGIBLE POPULATION WHO HAVE COMPLETED YEAR 12 AND ABOVE



Higher education levels are associated with better health outcomes.

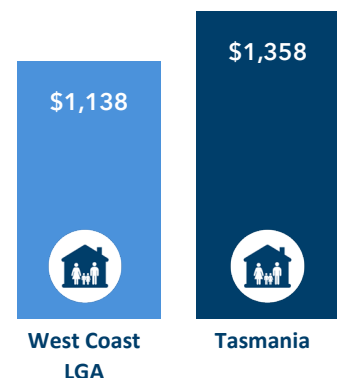
Unemployment rates

The rate of people in the West Coast LGA who are unemployed is higher than the rate in Tasmania overall.



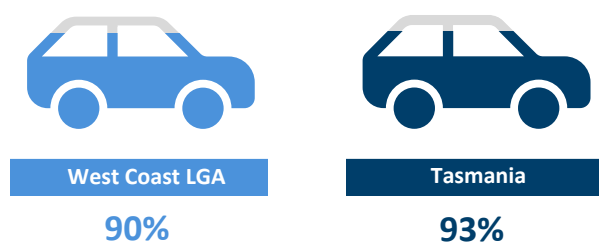
Median weekly income

Weekly income per household is less in the West Coast LGA than in the rest of Tasmania.



Motor vehicles

Ninety percent (90%) of households in the West Coast LGA have one or more motor vehicles.



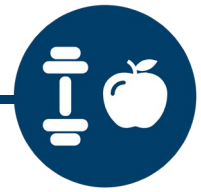
Home ownership

More people in the West Coast LGA own their homes outright, compared to the rest of Tasmania.

	West Coast	Tasmania
Owned outright	45%	37%
Owned with mortgage	23%	33%
Rented	25%	26%

Source: Education, Unemployment rates, Median weekly income, Motor vehicles, Home ownership: Australian Bureau of Statistics 2021, Census All persons QuickStats, Local Government Areas, West Coast

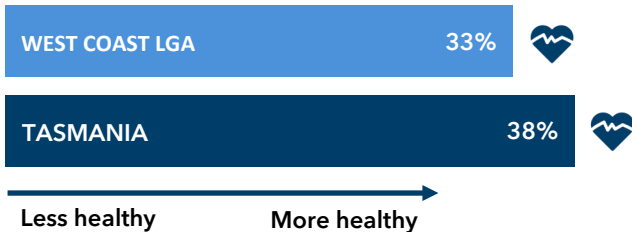
Healthy living



Self-reported health

Thirty-three percent of residents from the West Coast LGA rated their health as “excellent” or “very good”, this is lower than for Tasmania overall.

ADULTS REPORTING THEIR OWN HEALTH AS ‘EXCELLENT’ OR ‘VERY GOOD’




How people feel about their own health, their state of mind and their life in general is a common measure of health. (Australia’s Health 2018. AIHW)

Risk factors

Risk factors are conditions or behaviours that make it more likely people will get a chronic condition or health problem.

	West Coast	Tasmania
Overweight/obese body mass index (BMI)	87%	62%
Current smoker	21%	15%
Daily/occasional vaping	3%	3%
Single occasion risky drinking (>4 alcoholic standard drinks)*	38%	37%
Insufficient moderate/vigorous activity†	28%	24%
Did not meet recommended daily vegetable intake^	89%	91%
Did not meet recommended daily fruit intake^	60%	61%

In the West Coast LGA, around 21% of people aged 18 years and over, are daily and current smokers, which is higher than the rate for Tasmania.



Source: Self-reported health and Risk factors: Tasmanian Population Health Survey 2022 Local Government Areas (LGA) Supplementary Data Tables
 *2009 National Health and Medical Research Council alcohol guidelines
 †2014 National Health and Medical Research Council physical activity guidelines
 ^2013 National Health and Medical Research Council dietary guidelines


Healthy living



Psychological distress

More adults in the West Coast LGA are likely to experience high or very high levels of psychological distress compared with Tasmania overall.

PEOPLE WITH HIGH OR VERY HIGH LEVELS OF PSYCHOLOGICAL DISTRESS



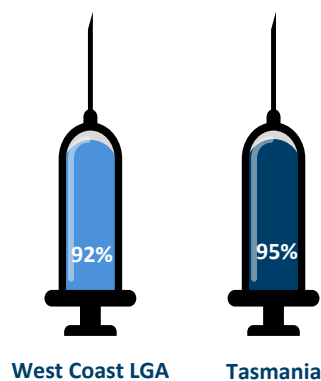
Psychological distress is a term used to describe unpleasant feelings or emotions that can influence how we function in daily life.

Health care



Immunisations

Ninety-two per cent (92%) of children in the West Coast LGA are fully immunised by the age of five, which is lower than the rate for Tasmania.



CHILDREN FULLY IMMUNISED AT 5 YEARS OF AGE

GP and emergency department encounters



In 2022, eighty-three per cent (83%) of people from the West Coast LGA saw a general practitioner for their own health in the past twelve months*.



On average each year during 2022-2024, 464 individuals from the West Coast LGA visited an ED (106 people per 1,000 population[^]), with an average of 830 presentations per year (190 ED presentations per 1,000 population[^]).

[^]Estimated population for June 2023=4,359

Sources: Psychological distress and GP encounters: Tasmanian Population Health Survey 2022 Local Government Areas (LGA) Supplementary Data Tables

Immunisations: Primary Health Information Development Unit, Social Health Atlas of Australia: Local Government Areas; Compiled based on data provided by Australian Childhood Immunisation Register, Medicare Australia, 2021

Emergency department encounters: Department of Health and Human Services, Health Central Data Warehouse, Tasmania. Analysed by Primary Health Tasmania; accessed January 2026.

*Individual totals may be higher due to patients potentially visiting more than one practice outside an LGA area or possible de-identification linkage errors from patient administration extraction software.

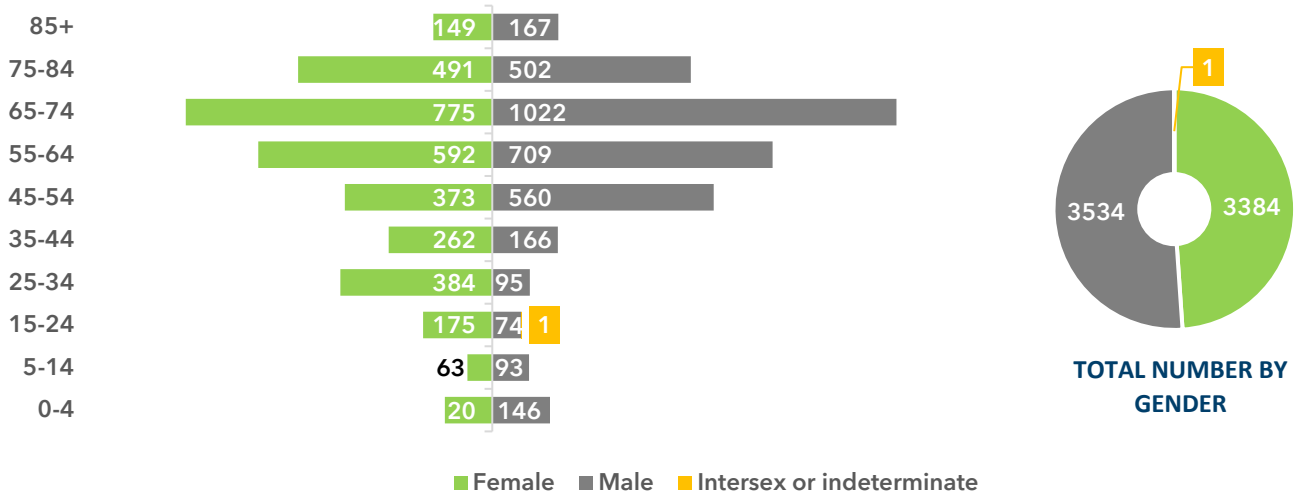
Health outcomes



Public hospital admissions

During the five years from 2020-21 to 2024-25 there were 6,919 admissions to Tasmanian public hospitals from the West Coast LGA area, with 3,916 overnight stays.

NUMBER OF PUBLIC HOSPITAL ADMISSIONS BY AGE GROUP AND GENDER 2020-21 TO 2024-25



TOP 10 PRIMARY HOSPITAL DIAGNOSIS ^{*A}	TOP 10 CHARLSON COMORBIDITIES ^{^^}	TOP 10 POTENTIALLY PREVENTABLE HOSPITALISATIONS
Care involving dialysis	Any malignancy, including lymphoma and leukaemia, except malignant neoplasm of skin	Chronic obstructive pulmonary disease
Other cataract	Renal disease	Cellulitis
Abdominal and pelvic pain	Chronic pulmonary disease	Diabetes complications
Other symptoms and signs involving the digestive system and abdomen	Cerebrovascular disease	Congestive heart failure
Other chronic obstructive pulmonary disease	Myocardial infarction	Urinary tract infections
Liveborn infants according to place of birth	Metastatic tumour	Type 2 diabetes
Cholelithiasis	Congestive heart failure	Iron deficiency anaemia
Single spontaneous delivery	Diabetes without chronic complication	Convulsions epilepsy
Other malignant neoplasms of skin	Diabetes with chronic complication	Dental conditions
Acute myocardial infarction	Dementia	Angina

*Excludes diagnoses coded as “persons encountering health services in other circumstances” and “other medical care” which cover a wide range of diverse categories and are as such less useful in understanding reasons for hospitalisations.

Health outcomes



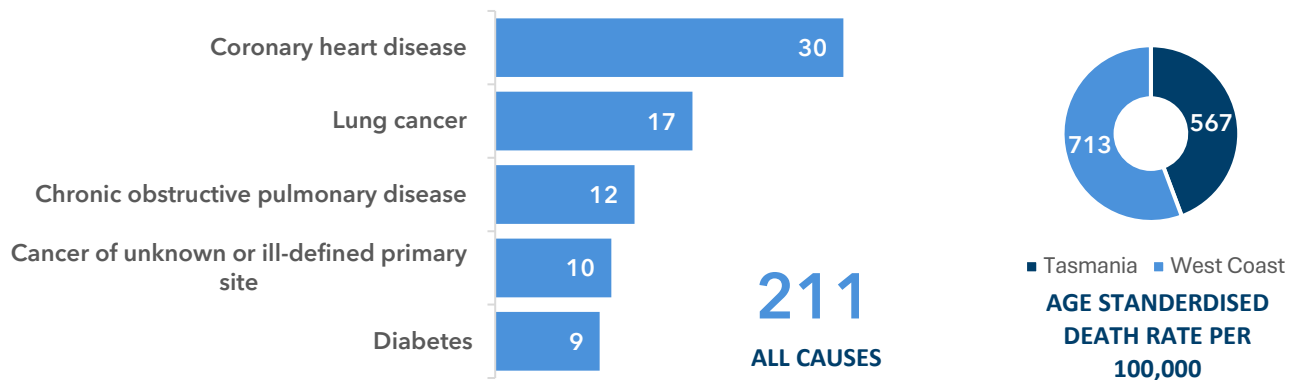
^The *primary hospital diagnosis* is the diagnosis established after study (for example, at the completion of the episode of care) to be chiefly responsible for causing the episode of admitted patient care. It is essentially the main reason someone needed to be admitted to hospital.

^^Patients admitted to hospital often have other comorbid conditions, which may or may not be related to their diagnosis. *The Charlson Comorbidities Index* classifies 17 comorbid conditions which may influence mortality risk.

Causes of death

During 2019-2023 coronary heart disease (14.2%), lung cancer (8.1%), chronic obstructive pulmonary disease (5.7%), cancer of unknown or ill-defined primary site (4.7%), and diabetes (4.3%) were the leading causes of the 211 deaths in the West Coast LGA area. The age standardised death rate in 2019-2023 was 713 per 100,000 compared with the overall age standardised rate of 567 for Tasmania.

TOP CAUSES OF DEATH 2019-2023, BY NUMBER



Sources: Public hospital admissions: Department of Health and Human Services, Health Central Data Warehouse, Tasmania. Analysed by Primary Health Tasmania; Accessed January 2026; Charlson Comorbidities: Charlson, Mary E., et al. "A new method of classifying prognostic comorbidity in longitudinal studies: development and validation." *Journal of chronic diseases* 40.5 (1987): 373-383
 Causes of death: Mortality over Regions and Time (MORT) book, LGA, 2019-2023, accessed January 2026.

The Tasmanian Community Health Checks feature information about the 29 Local Government Areas (LGAs) in Tasmania. For reports on the other 28 LGAs, please visit primaryhealthtas.com.au and search for [Community Health Checks](#) or email info@primaryhealthtas.com.au.

This data is sourced as part of Primary Health Tasmania's ongoing provider support activity. While extensive efforts have been made to ensure this information is as accurate as possible, the data is gleaned from multiple public and private organisations via visits and web searches, and Primary Health Tasmania cannot attest to the continued veracity of this dataset as practice and practitioner details change continually. The information presented is accurate as of January 2026. For the most current information, please go to www.phnexchange.com.au.