

# Devonport

LOCAL GOVERNMENT AREA



Health is closely tied to our daily environment. This Community Health Check presents information about the environmental, social and economic state of the Devonport local government area.

**Community Health  
Check 2026**



# About us



	Devonport LGA	Tasmania
<b>Our population</b>	<b>26,150</b>	<b>557,571</b>
<b>Aboriginal population</b>	<p>7.5%</p>	<p>5.4%</p>
<b>Population by age</b>	<p>0-14 15-24 25-44 45-64 65+</p>	<p>0-14 15-24 25-44 45-64 65+</p>
<b>Population by gender</b>	<p><b>48%</b>      <b>52%</b></p> <p>Male          Female</p>	<p><b>49%</b>      <b>51%</b></p> <p>Male          Female</p>
<b>Median age in years</b>	<b>43</b>	<b>42</b>
<b>Born outside Australia</b>	<p>16%</p>	<p>21%</p>

Sources: Our population, Aboriginal population, Population by age, Population by gender, Born outside Australia, and Median age in years: Australian Bureau of Statistics, 2021 Census All persons QuickStats, Local Government Areas, Devonport


# Social and economic conditions



## Education

The proportion of people in the Devonport LGA who have completed Year 12 and above is less than the proportion for Tasmania overall.

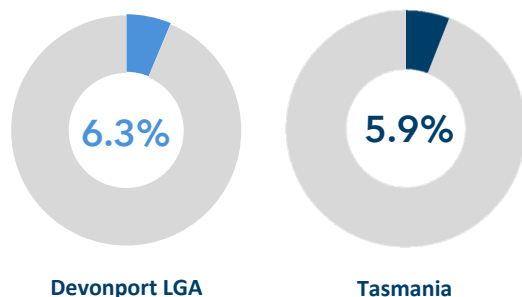
PER CENT OF ELIGIBLE POPULATION WHO HAVE COMPLETED YEAR 12 AND ABOVE



Higher education levels are associated with better health outcomes.

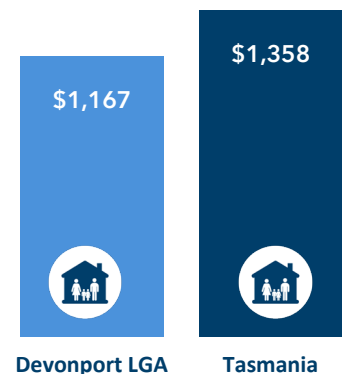
## Unemployment rates

The rate of people in the Devonport LGA who are unemployed is greater than the rate in Tasmania overall.



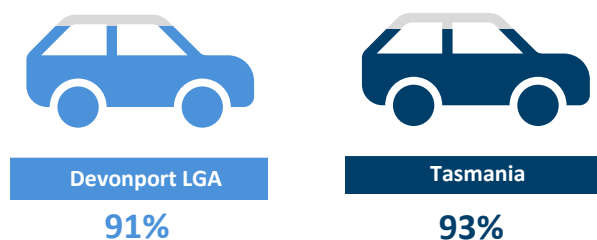
## Median weekly income

Weekly income per household is less in the Devonport LGA than in the rest of Tasmania.



## Motor vehicles

Ninety-one percent (91%) of households in the Devonport LGA have one or more motor vehicles.



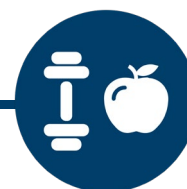
## Home ownership

The number of people in the Devonport LGA who own their homes outright is less than for the rest of Tasmania.

	Devonport	Tasmania
Owned outright	35%	37%
Owned with mortgage	31%	33%
Rented	32%	26%

Source: Education, Unemployment rates, Median weekly income, Motor vehicles, Home ownership: Australian Bureau of Statistics 2021, Census All persons QuickStats, Local Government Areas, Devonport

# Healthy living



## Self-reported health

In 2022, thirty-five per cent (35%) of Devonport residents rated their health as “excellent” or “very good”. This is lower than the rate for Tasmania overall.








### ADULTS REPORTING THEIR OWN HEALTH AS ‘EXCELLENT’ OR ‘VERY GOOD’



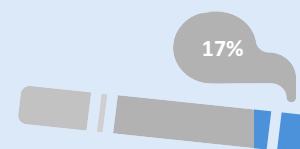
How people feel about their own health, their state of mind and their life in general is a common measure of health.  
(Australia’s Health 2018. AIHW)

## Risk factors

Risk factors are conditions or behaviours that make it more likely people will get a chronic condition or health problem.

	Devonport	Tasmania
 <b>Overweight/obese body mass index (BMI)</b>	<b>63%</b>	<b>62%</b>
 <b>Current smoker</b>	<b>17%</b>	<b>15%</b>
 <b>Daily/occasional vaping</b>	<b>4%</b>	<b>3%</b>
 <b>Single occasion risky drinking (&gt;4 alcoholic standard drinks)*</b>	<b>37%</b>	<b>37%</b>
 <b>Insufficient moderate/vigorous activity<sup>+</sup></b>	<b>25%</b>	<b>24%</b>
 <b>Did not meet recommended daily vegetable intake<sup>^</sup></b>	<b>90%</b>	<b>91%</b>
 <b>Did not meet recommended daily fruit intake<sup>^</sup></b>	<b>56%</b>	<b>61%</b>

In the Devonport LGA, around 17% of people aged 18 years and over, are daily and current smokers, which is higher than the rate for Tasmania.



Source: Self-reported health and Risk factors: Tasmanian Population Health Survey 2022 Local Government Areas (LGA) Supplementary Data Tables

\*2009 National Health and Medical Research Council alcohol guidelines

<sup>+</sup>2014 National Health and Medical Research Council physical activity guidelines

<sup>^</sup>2013 National Health and Medical Research Council dietary guidelines


# Healthy living



## Psychological distress

More adults in the Devonport LGA are likely to experience high or very high levels of psychological distress compared with Tasmania overall.

### PEOPLE WITH HIGH OR VERY HIGH LEVELS OF PSYCHOLOGICAL DISTRESS



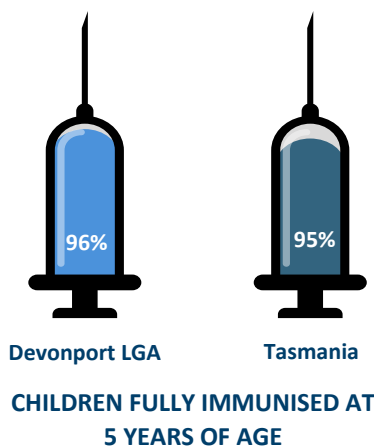
Psychological distress is a term used to describe unpleasant feelings or emotions that can influence how we function in daily life.

# Health care



## Immunisations

Ninety-six percent (96%) of children in the Devonport LGA are fully immunised by the age of five, which is higher than the rate for Tasmania.



## GP and emergency department encounters



In 2022, 84% of people from the Devonport LGA reported they had visited a general practitioner for their own health in the previous twelve months\*.



On average each year during 2022-2024, 4,687 individuals from the Devonport LGA visited an emergency department (174 people per 1,000 population<sup>^</sup>), with 12,727 ED presentations per year (472 ED presentations per 1,000 population<sup>^</sup>).

<sup>^</sup>Estimated population for June 2023=26,977

Sources: Psychological distress: Tasmanian Population Health Survey 2022 Local Government Areas (LGA) Supplementary Data Tables  
Immunisations: Primary Health Information Development Unit, Social Health Atlas of Australia: Local Government Areas; Compiled based on data provided by Australian Childhood Immunisation Register, Medicare Australia, 2021  
GP encounters: Primary Health Information Network (PHIN) dataset (General Practice dataset), Analysed by Primary Health Tasmania; accessed October 2022; Emergency department encounters: Department of Health and Human Services, Health Central Data Warehouse, Tasmania. Analysed by Primary Health Tasmania; accessed January 2026.  
\*Individual totals may be higher due to patients potentially visiting more than one practice outside an LGA area or possible de-identification linkage errors from patient administration extraction software.

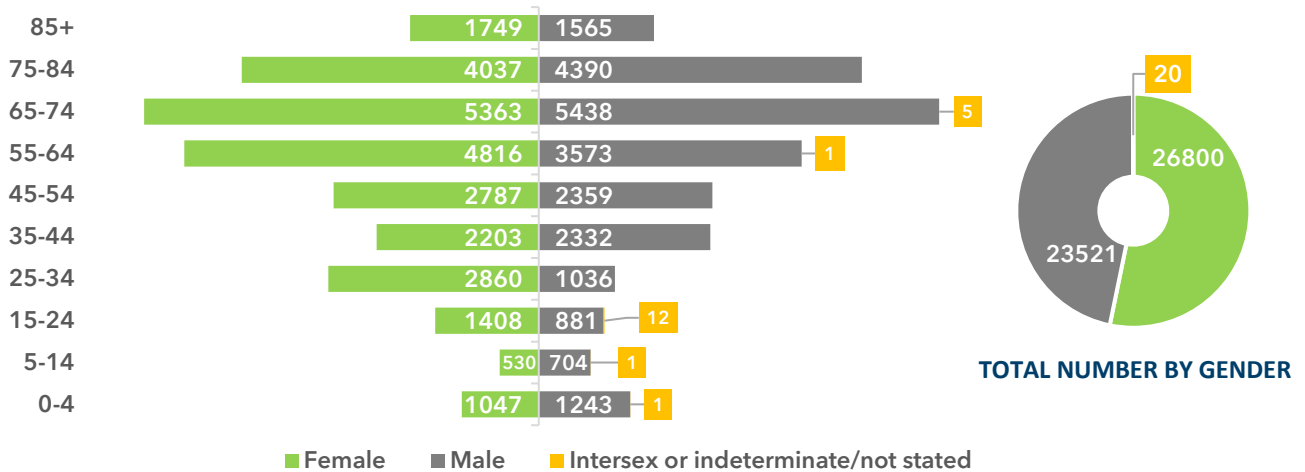
# Health outcomes



## Public hospital admissions

During the five years from 2020-21 to 2024-25 there were 50,341 admissions to Tasmanian public hospitals from the Devonport LGA area, with 22,302 overnight stays.

### NUMBER OF PUBLIC HOSPITAL ADMISSIONS BY AGE GROUP AND GENDER 2020-21 TO 2024-25



TOP 10 PRIMARY HOSPITAL DIAGNOSIS <sup>*^</sup>	TOP 10 CHARLSON COMORBIDITIES <sup>^^</sup>	TOP 10 POTENTIALLY PREVENTABLE HOSPITALISATIONS
Care involving dialysis	Renal disease	Cellulitis
Other cataract	Any malignancy, including lymphoma and leukaemia except malignant neoplasm of skin	Chronic obstructive pulmonary disease (COPD)
Live born infants according to place of birth	Chronic pulmonary disease	Urinary tract infections
Other symptoms and signs involving the digestive system and abdomen	Myocardial infarction	Congestive heart failure
Single spontaneous delivery	Cerebrovascular disease	Diabetes complications
Abdominal and pelvic pain	Congestive heart failure	Dental conditions
Other diseases of digestive system	Metastatic tumour	Iron deficiency anaemia
Acute myocardial infarction	Diabetes with chronic complication	Type 2 diabetes
Pneumonia	Diabetes without chronic complication	Convulsions epilepsy
Other chronic obstructive pulmonary disease	Dementia	Ear, nose and throat infections

\*Excludes diagnoses coded as “persons encountering health services in other circumstances” and “other medical care” which cover a wide range of diverse categories and are as such less useful in understanding reasons for hospitalisations.

# Health outcomes



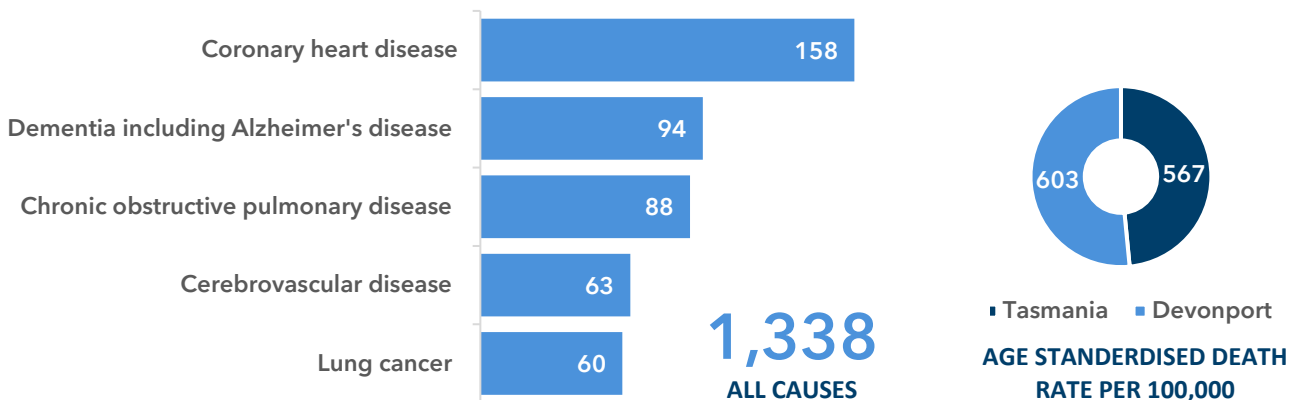
^The *primary hospital diagnosis* is the diagnosis established after study (for example, at the completion of the episode of care) to be chiefly responsible for causing the episode of admitted patient care. It is essentially the main reason someone needed to be admitted to hospital.

^^Patients admitted to hospital often have other comorbid conditions, which may or may not be related to their diagnosis. *The Charlson Comorbidities Index* classifies 17 comorbid conditions which may influence mortality risk.

## Causes of death

During 2019-2023 coronary heart disease (11.8%), dementia including Alzheimer disease (7%), chronic obstructive pulmonary disease (6.6%), cerebrovascular disease (4.7%) and lung cancer (4.5%) were the leading causes of the 1,338 deaths in the Devonport LGA area. The age standardised death rate in 2019-2023 was 603 per 100,000 compared with the overall age standardised rate of 567 for Tasmania.

### TOP CAUSES OF DEATH 2019-23, BY NUMBER



Sources: Public hospital admissions: Department of Health and Human Services, Health Central Data Warehouse, Tasmania. Analysed by Primary Health Tasmania; Accessed January 2026; Charlson Comorbidities: Charlson, Mary E., et al. "A new method of classifying prognostic comorbidity in longitudinal studies: development and validation." *Journal of chronic diseases* 40.5 (1987): 373-383  
Causes of death: Mortality over Regions and Time (MORT) book, LGA, 2019-23, accessed January 2026.

The Tasmanian Community Health Checks feature information about the 29 Local Government Areas (LGAs) in Tasmania. For reports on the other 28 LGAs, please visit [primaryhealthtas.com.au](https://primaryhealthtas.com.au) and search for [Community Health Checks](#) or email [info@primaryhealthtas.com.au](mailto:info@primaryhealthtas.com.au).

*This data is sourced as part of Primary Health Tasmania's ongoing provider support activity. While extensive efforts have been made to ensure this information is as accurate as possible, the data is gleaned from multiple public and private organisations via visits and web searches, and Primary Health Tasmania cannot attest to the continued veracity of this dataset as practice and practitioner details change continually. The information presented is accurate as of January 2026. For the most current information, please go to [www.phnexchange.com.au](https://www.phnexchange.com.au).*